



# Firearm Fatalities and Hospitalizations in Maine

2026 Annual Report  
Pursuant to 22 MRS, §1425  
March 2026

Submitted to the Maine State Legislature  
Joint Standing Committee on Health and Human Services

Produced by:  
Maine Department of Health and Human Services  
Maine Center for Disease Control and Prevention

# Firearm Fatalities and Hospitalizations in Maine

## 2026 Annual Report

### Table of Contents

|  |    |
|--|----|
| EXECUTIVE SUMMARY                                | 3  |
| INTRODUCTION                                     | 3  |
| FIREARM DEATHS: OVERALL                          | 3  |
| DEATHS BY SUICIDE                                | 4  |
| HOMICIDES  | 5  |
| UNINTENTIONAL FIREARM DEATHS                     | 5  |
| LAW ENFORCEMENT FIREARM DEATHS                   | 6  |
| MAINE VIOLENT DEATH REPORTING SYSTEM (ME-VDRS)   | 6  |
| EMERGENCY DEPARTMENT (ED) VISITS                 | 8  |
| HOSPITALIZATIONS                                 | 9  |
| EXTREME RISK PROTECTION ORDER (YELLOW FLAG) DATA | 9  |
| OTHER AVAILABLE DATA SOURCES                     | 11 |
| RELATED ACTIVITIES                               | 11 |
| CONCLUSION                                       | 12 |

## EXECUTIVE SUMMARY

To comply with 22 MRS, Ch. 256-A §1425, the Maine Center for Disease Control and Prevention (Maine CDC) submits this report representing the available data for firearm-related deaths, hospitalizations, and emergency department (ED) visits occurring in Maine as provided to the Maine CDC by its partners, including the Maine Health Data Organization (MHDO), Maine Data, Research, and Vital Statistics (DRVS), the Office of the Chief Medical Examiner (OCME), and the Maine Department of Public Safety (DPS). New data provided in this report is primarily for the years 2023 to 2025. Due to the timing and availability of data, this report provides updated data to meet the annual reporting deadlines for 1/1/2025 and 1/1/2026. Additional sources of data specific to incidents involving the use of a firearm and information beyond the scope of this legislative report mandate have been identified and included but are not limited to the following: Maine’s Violent Death Reporting System, Maine’s Domestic Violence and Homicide Review Panel and National Electronic Injury Surveillance System-All Injury Program (NEISS-AIP).

This report also includes new data related to extreme risk protection order (also known as “yellow flag”) assessments completed pursuant to 34-B M.R.S. §3862-A.

Highlighted findings from this report include:

- Suicides make up the vast majority of firearm-related deaths in the state (92%).
- Men are much more likely to die by suicide using a firearm (87%).
- Most firearm deaths that occurred in Maine involved the use of a handgun (70%).
- In cases where the owner of the gun is known, the deceased is the owner of the gun in the majority of cases (89%).
- The most likely cause of firearm injury-related hospitalization was accidental discharge or malfunction of firearm (42%), followed by assaults (34%).
- Of the 41 hospitalizations in 2024, 90% were men and 42% were between the ages of 35-44 years.
- The majority of patients who visited the ED for firearm injuries were male (87%) and between the ages of 20 to 39 (47%).

## INTRODUCTION

Firearm-related deaths and injuries are an ongoing public health concern in both the United States and in Maine. There was an average of 175 deaths attributed to firearms in Maine from 2020 to 2024. Many of these firearm deaths are also suicides. Suicide is the 10<sup>th</sup> leading cause of death overall in Maine, and the 2<sup>nd</sup> leading cause of death among Maine individuals ages 10-34.<sup>1</sup> Maine has a population-based suicide rate of 18.5 suicide deaths per 100,000, which is higher than the national rate of 14.1 per 100,000.<sup>1</sup> Individuals who attempt suicide with a gun are much more likely to die than individuals who use a different mechanism.<sup>2</sup> Additionally, injuries caused by firearms result in ED visits and hospitalizations across the state.

## FIREARM DEATHS: OVERALL

In 2023, 195 firearm deaths occurred in Maine. Of these firearm deaths, 157 were deaths by suicide, 36 were homicides, and 2 were unintentional. In 2024, 171 firearm deaths occurred in Maine. Of these firearm deaths, 157 were suicides and 14 were homicides.

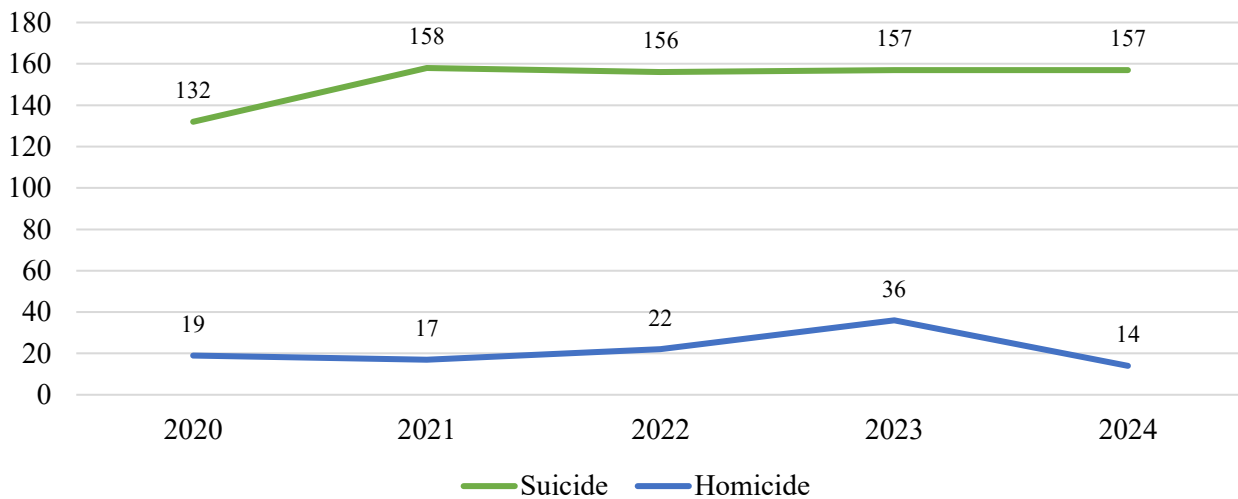
| Firearm Deaths in Maine |            |     |            |     |            |     |            |     |            |     |
|-------------------------|------------|-----|------------|-----|------------|-----|------------|-----|------------|-----|
|                         | 2024       |     | 2023       |     | 2022       |     | 2021       |     | 2020       |     |
| Category                | #          | %*  | #          | %*  | #          | %*  | #          | %*  | #          | %*  |
| Suicide                 | 157        | 92% | 157        | 81% | 156        | 87% | 158        | 89% | 132        | 86% |
| Homicide                | 14         | 8%  | 36         | 19% | 22         | 12% | 17         | 10% | 19         | 12% |
| Unintentional           | 0          | 0%  | 2          | 1%  | 1          | <1% | 2          | 1%  | 3          | 2%  |
| Undetermined            | 0          | 0%  | 0          | 0%  | 0          | 0%  | 1          | <1% | 0          | 0%  |
| <b>Total</b>            | <b>171</b> |     | <b>195</b> |     | <b>179</b> |     | <b>178</b> |     | <b>154</b> |     |

\*May not add to 100% due to rounding.

Note: # reflects recorded deaths, % reflects the percent each category reflects of the total deaths in that year

Source: Maine CDC, Office of Data, Research and Vital Statistics (DRVS), Death certificate data

Firearm Deaths in Maine by Suicide and Homicide, 2020-2024



## DEATHS BY SUICIDE

In 2024, 283 Mainers died by suicide. Of those suicide deaths, 157 (55%) used a firearm. Men are more likely to die by suicide using a firearm than women (87% vs. 13%, respectively).

| Deaths By Suicide by Firearm by Age Group |            |     |            |     |            |     |            |     |            |     |
|---|------------|-----|------------|-----|------------|-----|------------|-----|------------|-----|
| Age Group                                 | 2024       |     | 2023       |     | 2022       |     | 2021       |     | 2020       |     |
|   | #          | %*  | #          | %*  | #          | %*  | #          | %*  | #          | %*  |
| <24                                       | 25         | 16% | 19         | 12% | 14         | 9%  | 14         | 9%  | 13         | 10% |
| 25-44                                     | 33         | 21% | 45         | 29% | 43         | 28% | 56         | 35% | 33         | 25% |
| 45-64                                     | 54         | 34% | 55         | 35% | 42         | 27% | 52         | 33% | 44         | 33% |
| 65+                                       | 45         | 29% | 38         | 24% | 57         | 37% | 36         | 23% | 42         | 32% |
| <b>Total</b>                              | <b>157</b> |     | <b>157</b> |     | <b>156</b> |     | <b>158</b> |     | <b>132</b> |     |

\*May not add to 100% due to rounding.

Note: Suicide related deaths are defined as deaths of Maine residents for which the underlying cause of death was coded as ICD-10 U03 X60-X84 or Y87.0; # reflects recorded deaths, % reflects the percent each category reflects of the total deaths in that year

Source: Maine CDC, Office of Data, Research and Vital Statistics (DRVS), Death certificate data

| Deaths by Suicide by Firearm by Sex |            |     |            |     |            |     |            |     |            |     |
|-------------------------------------|------------|-----|------------|-----|------------|-----|------------|-----|------------|-----|
| Sex                                 | 2024       |     | 2023       |     | 2022       |     | 2021       |     | 2020       |     |
|                                     | #          | %*  | #          | %*  | #          | %*  | #          | %*  | #          | %*  |
| Female                              | 20         | 13% | 19         | 12% | 18         | 12% | 19         | 10% | 14         | 11% |
| Male                                | 137        | 87% | 138        | 88% | 138        | 89% | 154        | 91% | 118        | 89% |
| <b>Total</b>                        | <b>157</b> |     | <b>157</b> |     | <b>156</b> |     | <b>158</b> |     | <b>132</b> |     |

\*May not add to 100% due to rounding.

Note: Suicide related deaths are defined as deaths of Maine residents for which the underlying cause of death was coded as ICD-10 U03 X60-X84 or Y87.0; # reflects recorded deaths, % reflects the percent each category reflects of the total deaths in that year

Source: Maine CDC, Office of Data, Research and Vital Statistics (DRVS), Death certificate data

## HOMICIDES

In 2024, there were 14 firearm-related homicides of Maine residents. Of those homicides, 9 were men (64%) and 5 were women (36%). Individuals between the ages of 25-34 (29%) and 45-54 (29%) were most likely to be a victim of homicide. Of the 36 homicides in 2023, 18 occurred during the mass shooting event in Lewiston on October 25, 2023.

| Homicide Deaths by Firearm |           |             |           |             |           |             |           |             |           |             |
|----------------------------|-----------|-------------|-----------|-------------|-----------|-------------|-----------|-------------|-----------|-------------|
| Age Group                  | 2024      |             | 2023      |             | 2022      |             | 2021      |             | 2020      |             |
|                            | Total     | DV (subset) | Total     | DV (subset) | Total     | DV (subset) | Total     | DV (subset) | Total     | DV (subset) |
| <24                        | 3         | 2           | 4         | 1           | 3         | 0           | 1         | 0           | 4         | 1           |
| 25-44                      | 4         | 1           | 19        | 4           | 15        | 1           | 9         | 2           | 8         | 2           |
| 45-64                      | 6         | 2           | 9         | 2           | 3         | 2           | 7         | 4           | 6         | 3           |
| 65+                        | 1         | 0           | 4         | 2           | 1         | 1           | 0         | 0           | 1         | 1           |
| <b>Total</b>               | <b>14</b> | <b>5</b>    | <b>36</b> | <b>9</b>    | <b>22</b> | <b>4</b>    | <b>17</b> | <b>6</b>    | <b>19</b> | <b>7</b>    |

Notes: Firearm homicide data were run from the death records filed and registered with Data, Research, and Vital Statistics, and compared with the Maine State Police Report on homicides, found on their website [2024 Annual Homicides| Maine State Police](#). Homicide deaths are defined as deaths of Maine residents for which the underlying cause of death was coded as ICD-10 W32, W33, W34, X72, X73, X74, X94, X95, Y22, Y23, Y24, Y35, and U014.

Source: Maine Vital Records, Maine CDC, Department of Health and Human Services, Maine State Police, Department of Public Safety

## UNINTENTIONAL FIREARM DEATHS

Unintentional firearm deaths occur when a person dies by a firearm discharging accidentally.

| Unintentional Deaths by Firearm |          |          |          |          |          |
|---------------------------------|----------|----------|----------|----------|----------|
| Age Group                       | 2024     | 2023     | 2022     | 2021     | 2020     |
| <24                             | 0        | 1        | 1        | 2        | 1        |
| 25-44                           | 0        | 1        | 0        | 0        | 1        |
| 45-64                           | 0        | 0        | 0        | 0        | 1        |
| 65+                             | 0        | 0        | 0        | 0        | 0        |
| <b>Total</b>                    | <b>0</b> | <b>2</b> | <b>1</b> | <b>2</b> | <b>3</b> |

Source: Maine CDC, Office of Data, Research and Vital Statistics (DRVS), Death certificate data

## LAW ENFORCEMENT FIREARM DEATHS

As of January 2022, DPS implemented a revised data collection form requiring law enforcement agencies to submit additional data elements for firearm-related incidents. This data includes incidents that police responded to involving out-of-state residents. Additionally, cause of death may be updated by the OCME at a later time. Given this, the incident numbers may differ slightly from the resident death totals reported by Maine’s Division of Data, Research, and Vital Statistics.

In 2024, Maine Police Departments responded to 105 incidents involving firearm-related fatalities. Suicides comprised the majority of those deaths (70%). Individuals between the ages of 20-29 accounted for more gun deaths (22%) than other age groups.

| Firearm-Related Fatalities Responded to by Law Enforcement by Incident Type |            |     |            |     |            |     |
|---|------------|-----|------------|-----|------------|-----|
| Type of Incident  | 2024       |     | 2023       |     | 2022       |     |
|   | #          | %*  | #          | %*  | #          | %*  |
| DV related Homicide   | 10         | 10% | 9          | 6%  | 8          | 7%  |
| Homicide (non-DV)   | 21         | 20% | 33         | 23% | 19         | 15% |
| Suicide   | 73         | 70% | 98         | 70% | 95         | 77% |
| Unintentional Discharge   | 1          | 1%  | 1          | 1%  | 1          | 1%  |
| <b>Total</b>  | <b>105</b> |     | <b>141</b> |     | <b>123</b> |     |

\*May not add to 100% due to rounding

Notes: # reflects recorded deaths, % reflects the percent each category reflects of the total deaths in that year

| Firearm-Related Fatalities Responded to by Law Enforcement by Age Group |            |            |            |                   |      |      |      |
|---|------------|------------|------------|-------------------|------|------|------|
| Victim Age Group  | Incidents  |            |            | Aggregate Metrics |      |      |      |
|   | 2024       | 2023       | 2022       |                   | 2024 | 2023 | 2022 |
| <20   | 9          | 5          | 6          | Minimum Age       | 8    | 13   | 1    |
| 20-29   | 23         | 23         | 22         | Maximum Age       | 101  | 88   | 100  |
| 30-39   | 20         | 19         | 20         | Mean Age          | 44.8 | 49.2 | 50.8 |
| 40-49   | 10         | 23         | 13         | Median Age        | 40   | 50   | 50   |
| 50-59   | 14         | 27         | 15         |                   |      |      |      |
| 60-69   | 15         | 14         | 19         |                   |      |      |      |
| 70-79   | 9          | 22         | 13         |                   |      |      |      |
| 80+   | 5          | 8          | 15         |                   |      |      |      |
| <b>Total</b>  | <b>105</b> | <b>141</b> | <b>123</b> |                   |      |      |      |

Source: Maine Department of Public Safety (DPS), Maine State Police, Uniform Crime Reporting/National Incident-Based Reporting System (NIBRS)

## MAINE VIOLENT DEATH REPORTING SYSTEM (ME-VDRS)

The Maine Violent Death Reporting System (ME-VDRS) collects deidentified data on all violent deaths that occur within the State of Maine, regardless of the decedent’s place of residence. These are termed “occurent deaths.” Maine residents who die in other states by self-inflicted or inflicted violence are captured in the violent death reporting system of the jurisdiction in which they died. Maine residents dying outside of Maine are later added to Maine’s vital statistics numbers. As such, ME-VDRS occurent death numbers will differ slightly from the resident violent death totals reported by Maine’s Division of Data, Research, and Vital Statistics. The primary source of ME-VDRS data are Medical Examiner and law enforcement records. The data below are presented in aggregated years when cells

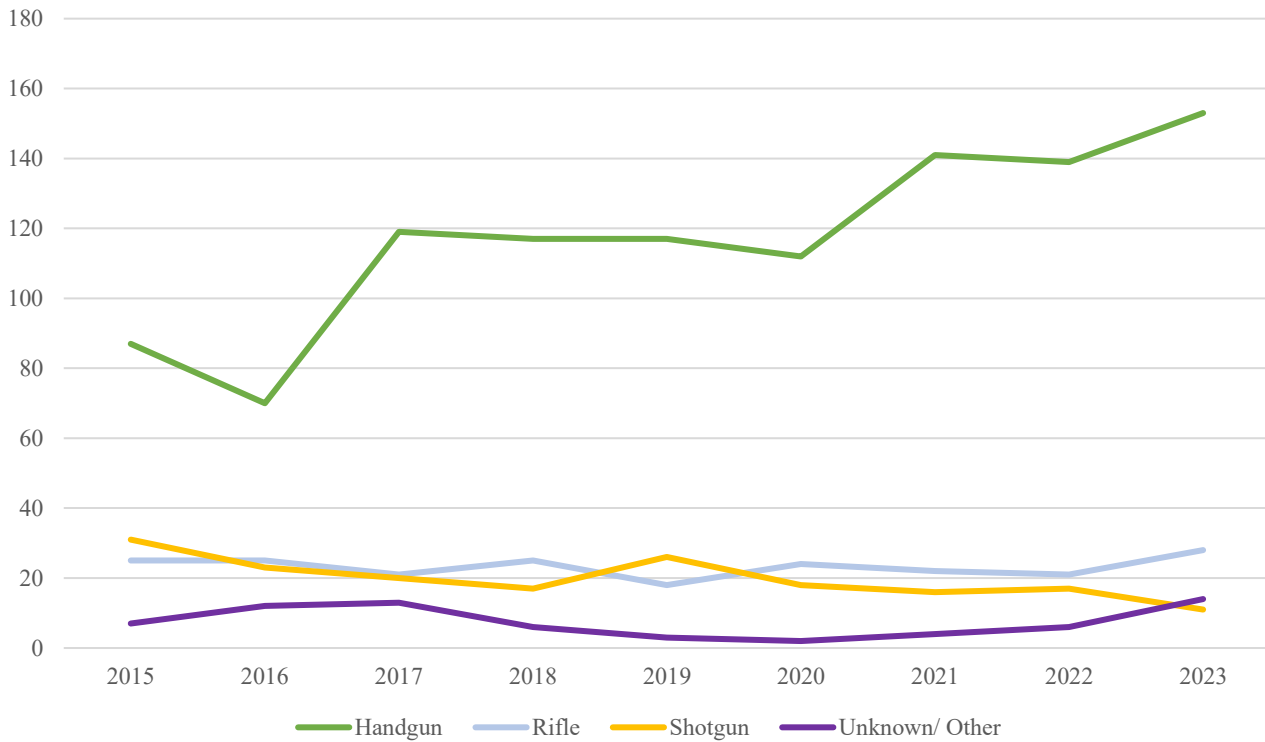
sizes are less than 5 unless they are otherwise a matter of public record. Data from ME-VDRS is currently available through 2023.

In Maine, most firearm deaths that occurred between 2015 and 2023 involved the use of a handgun (70%). The owner of the firearm involved in a death is often not reported. Among cases where gun ownership is known, the decedent is the owner of the gun in the majority of cases (89%).

| Type of Firearm Involved in Occurrent Deaths Among Maine Residents |         |       |         |                   |       |
|--|---------|-------|---------|-------------------|-------|
|  | Handgun | Rifle | Shotgun | Unknown/<br>Other | Total |
| 2015   | 87      | 25    | 31      | 7                 | 150   |
| 2016   | 70      | 25    | 23      | 12                | 130   |
| 2017   | 119     | 21    | 20      | 13                | 173   |
| 2018   | 117     | 25    | 17      | 6                 | 165   |
| 2019   | 117     | 18    | 26      | 3                 | 164   |
| 2020   | 112     | 24    | 18      | 2                 | 156   |
| 2021   | 141     | 22    | 16      | 4                 | 183   |
| 2022   | 139     | 21    | 17      | 6                 | 183   |
| 2023   | 153     | 28    | 11      | 14                | 206   |
| Total  | 1,055   | 209   | 179     | 67                | 1,510 |

Source: Maine Office of Chief Medical Examiner (OCME), Maine Violent Death Reporting System

Type of Firearm Involved in Occurrent Death, 2015-2023



| Owner of Firearm Involved in All Occurrent Firearm Deaths in Maine |            |               |                |              |
|--|------------|---------------|----------------|--------------|
| Year   | Self       | Family Member | Unknown/ Other | Total        |
| 2015   | 44         | 10            | 96             | 150          |
| 2016   | 41         | 10            | 79             | 130          |
| 2017   | 63         | 15            | 95             | 173          |
| 2018   | 75         | 11            | 79             | 165          |
| 2019   | 121        | 11            | 32             | 164          |
| 2020   | 101        | 16            | 39             | 156          |
| 2021   | 120        | 12            | 51             | 183          |
| 2022   | 130        | 11            | 42             | 183          |
| 2023   | 147        | 9             | 50             | 206          |
| <b>Total</b>   | <b>842</b> | <b>105</b>    | <b>563</b>     | <b>1,510</b> |

Source: Maine Office of Chief Medical Examiner (OCME), Maine Violent Death Reporting System

## EMERGENCY DEPARTMENT (ED) VISITS

Emergency department data is collected through the syndromic surveillance program. Syndromic surveillance is the real-time tracking of ED visits involving a firearm from all 33 of Maine’s non-VA hospitals. In 2025, there were 132 ED visits for a firearm-related injury. Of these 132 visits, 87% of patients were male.

| Emergency Department Visits due to Firearms by Sex |            |     |            |     |            |     |            |     |
|--|------------|-----|------------|-----|------------|-----|------------|-----|
| Sex  | 2025       |     | 2024       |     | 2023       |     | 2022       |     |
|  | #          | %*  | #          | %*  | #          | %*  | #          | %*  |
| Female   | 15         | 11% | 21         | 14% | 22         | 12% | 22         | 12% |
| Male   | 115        | 87% | 131        | 86% | 130        | 70% | 129        | 72% |
| Not Reported                                       | 2          | 2%  | 0          | 0%  | 34         | 18% | 28         | 16% |
| <b>Total</b>                                       | <b>132</b> |     | <b>152</b> |     | <b>186</b> |     | <b>179</b> |     |

| Emergency Department Visits due to Firearms by Age Group |            |     |            |     |            |     |            |     |
|--|------------|-----|------------|-----|------------|-----|------------|-----|
| Age Group  | 2025       |     | 2024       |     | 2023       |     | 2022       |     |
|  | #          | %*  | #          | %*  | #          | %*  | #          | %*  |
| <9   | 2          | 2%  | 1          | 1%  | 0          | 0%  | 2          | 1%  |
| 10-19  | 20         | 15% | 18         | 12% | 27         | 15% | 14         | 8%  |
| 20-29  | 29         | 22% | 26         | 17% | 52         | 28% | 55         | 31% |
| 30-39  | 33         | 25% | 32         | 21% | 41         | 22% | 47         | 26% |
| 40-49  | 16         | 12% | 33         | 22% | 28         | 15% | 18         | 10% |
| 50-59  | 12         | 9%  | 24         | 16% | 15         | 8%  | 15         | 8%  |
| 60-69  | 11         | 8%  | 7          | 5%  | 15         | 8%  | 12         | 7%  |
| 70+  | 7          | 5%  | 10         | 7%  | 6          | 3%  | 9          | 5%  |
| Not Reported   | 2          | 2%  | 1          | 1%  | 2          | 1%  | 7          | 4%  |
| <b>Total</b>   | <b>132</b> |     | <b>152</b> |     | <b>186</b> |     | <b>179</b> |     |

\*May not add to 100% due to rounding

Notes: # reflects recorded visits, % reflects the percent each category reflects of the total visits in that year

Source: Centers for Disease Control and Prevention (CDC). (2025). National Syndromic Surveillance Program (NSSP), ESSENCE (Electronic Surveillance System for the Early Notification of Community-Based Epidemics) BioSense Platform.

## HOSPITALIZATIONS

In 2024, there were 41 hospitalizations due to firearm injury in Maine. Of these, 37 (90%) were men and 17 (42%) were between the ages of 35-44 years. Most firearm-related hospitalizations were due to either the accidental discharge of a firearm or an assault. Due to changes in methodology used to identify Maine residents and track inpatient hospital admissions from the ED, the 2023 and 2024 hospitalization numbers in this report cannot be directly compared to those in previous reports.

| Non-Fatal Firearm-Related Hospital Discharges by Age Group |           |     |           |     |
|--|-----------|-----|-----------|-----|
| Age Group  | 2024      |     | 2023      |     |
|  | #         | %*  | #         | %*  |
| <15  | 0         | 0%  | 2         | 4%  |
| 15-24  | 6         | 15% | 12        | 25% |
| 25-34  | 3         | 7%  | 13        | 27% |
| 35-44  | 17        | 42% | 8         | 17% |
| 45-54  | 5         | 12% | 6         | 13% |
| 55-64  | 6         | 15% | 5         | 10% |
| 65+  | 4         | 10% | 2         | 4%  |
| <b>Total</b>   | <b>41</b> |     | <b>48</b> |     |

\*May not add to 100% due to rounding

| Non-Fatal Firearm-Related Hospital Discharges by Cause |           |     |           |     |
|--|-----------|-----|-----------|-----|
| Cause of Injury  | 2024      |     | 2023      |     |
|  | #         | %*  | #         | %*  |
| Accidental discharge or malfunction of firearm         | 17        | 42% | 21        | 44% |
| Assault by firearm                                     | 14        | 34% | 20        | 42% |
| Intentional self-harm by firearm                       | 8         | 20% | 5         | 10% |
| Legal intervention involving firearm discharge         | 3         | 7%  | 1         | 2%  |
| Firearm discharge of undetermined intent               | 2         | 5%  | 1         | 2%  |
| Terrorism involving firearms                           | 0         | 0%  | 0         | 0%  |
| <b>Total</b>   | <b>41</b> |     | <b>48</b> |     |

\*May not add to 100% due to rounding

Notes: Data include Maine Non-Federal/Non Psychiatric Acute Care Hospital Discharges with Principal Diagnosis of injury and firearm-related secondary diagnosis or injury cause code.

Source: Maine Health Data Organization (MHDO), Hospital Inpatient Database

## EXTREME RISK PROTECTION ORDER (YELLOW FLAG) DATA

The following section provides data and metrics related to assessments by a medical practitioner completed as part of an extreme risk protection order (also known as “yellow flag”) pursuant to 34-B MRS, §3862-A. These data are reported by Spurwink, the behavioral health agency contracted to complete the assessments. This report includes data from calendar years 2023, 2024, and 2025.

| Assessments by Age Group by Calendar Year |            |     |            |     |            |     |
|---|------------|-----|------------|-----|------------|-----|
|   | 2025       |     | 2024       |     | 2023       |     |
| Age Group                                 | #          | %*  | #          | %*  | #          | %*  |
| <18                                       | 14         | 3%  | 17         | 4%  | 3          | 3%  |
| 18-25                                     | 83         | 15% | 68         | 16% | 14         | 14% |
| 26-35                                     | 141        | 25% | 110        | 25% | 27         | 27% |
| 36-45                                     | 117        | 21% | 86         | 20% | 13         | 13% |
| 46-55                                     | 86         | 15% | 62         | 14% | 21         | 21% |
| 56-65                                     | 62         | 11% | 52         | 12% | 12         | 12% |
| >65                                       | 56         | 10% | 41         | 9%  | 10         | 10% |
| <b>Total</b>                              | <b>559</b> |     | <b>436</b> |     | <b>100</b> |     |
| Average Age                               | 41.9       |     | 40.7       |     | 42.6       |     |

\*May not add to 100% due to rounding

Notes: # reflects assessments conducted, % reflects the percent each category reflects of the total assessments in that year

Source: Spurwink

| Assessments by Gender by Calendar Year |            |     |            |     |            |     |
|--|------------|-----|------------|-----|------------|-----|
|  | 2025       |     | 2024       |     | 2023       |     |
| Gender                                 | #          | %*  | #          | %*  | #          | %*  |
| Female                                 | 78         | 14% | 70         | 16% | 9          | 9%  |
| Male                                   | 476        | 85% | 358        | 82% | 90         | 90% |
| Unknown/Other                          | 5          | 1%  | 8          | 2%  | 1          | 1%  |
| <b>Total</b>                           | <b>559</b> |     | <b>436</b> |     | <b>100</b> |     |

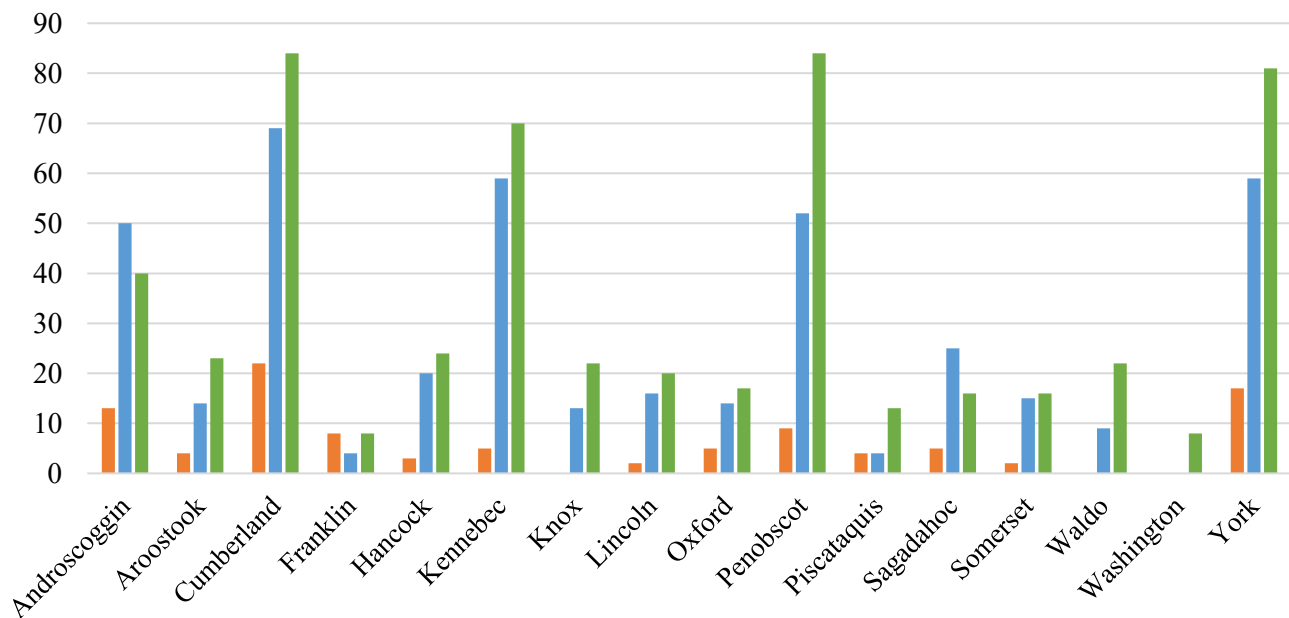
\*May not add to 100% due to rounding

Notes: # reflects assessments conducted, % reflects the percent each category reflects of the total assessments in that year

Source: Spurwink

### Assessments by Individual's County of Residence

2023 2024 2025



| <b>Assessments by Individual's County of Residence</b> |             |             |             |
|--|-------------|-------------|-------------|
|  | <b>2025</b> | <b>2024</b> | <b>2023</b> |
| Androscoggin   | 40          | 50          | 13          |
| Aroostook  | 23          | 14          | 4           |
| Cumberland   | 84          | 69          | 22          |
| Franklin   | 8           | 4           | 8           |
| Hancock  | 24          | 20          | 3           |
| Kennebec   | 70          | 59          | 5           |
| Knox   | 22          | 13          | 0           |
| Lincoln  | 20          | 16          | 2           |
| Oxford   | 17          | 14          | 5           |
| Penobscot  | 84          | 52          | 9           |
| Piscataquis  | 13          | 4           | 4           |
| Sagadahoc  | 16          | 25          | 5           |
| Somerset   | 16          | 15          | 2           |
| Waldo  | 22          | 9           | 0           |
| Washington   | 8           | 0           | 0           |
| York   | 81          | 59          | 17          |
| Out of State   | 11          | 4           | 1           |
| Unknown  | 0           | 9           | 0           |
| <b>Total</b>   | <b>559</b>  | <b>436</b>  | <b>100</b>  |

Source: Spurwink

## **OTHER AVAILABLE DATA SOURCES**

The U.S. Centers for Disease Control and Prevention publishes data on causes of nonfatal injury via the Web-based Injury Statistics Query and Reporting System (WISQARS), which provides data from the National Electronic Injury Surveillance System-All Injury Program (NEISS-AIP).<sup>3</sup> This surveillance data informs state and federal public health policies. The NEISS-AIP data provides information about types of nonfatal injuries in U.S. hospital emergency departments, how common they are, who they affect, and what causes them. This data can be accessed through the NEISS Highlights, Data and Query Builder<sup>4</sup>.

## **RELATED ACTIVITIES**

Maine CDC's Office of Injury and Violence Prevention has taken steps to decrease the toll of firearm deaths and injuries in the state, particularly by promoting safe storage. In 2025, the Office distributed over 2,300 gun locks and 68 lockboxes through the Maine Prevention Store, at community events, and directly to partners. Safe storage is a key strategy for preventing both accidental access to a firearm and suicide. Suicide accounted for 92% of Maine's firearm deaths in 2024, and research shows that increasing the time and space between a person experiencing a suicidal crisis and a firearm can create opportunities for life-saving intervention and support<sup>5</sup>.

## CONCLUSION

This report provides an overview of violence involving firearms that resulted in death or hospitalization, as well as risk assessments conducted as part of the extreme risk protection order process in Maine. With five years of data now available for most metrics in this report, trends are more apparent for individuals and policy makers to consider. By far, the greatest number of fatalities by firearm in Maine are deaths by suicide. And, men are much more likely to experience firearm violence leading to death, hospitalization, and ED visits. Further, men were the subject of nearly 85 percent of the yellow flag risk assessments conducted since 2023. Nearly 29 percent of firearm homicides between 2020-2024 were related to domestic violence. The Maine CDC Office of Injury and Violence Prevention considers these and other risks to Maine people. You can learn more about the Office's work on their website<sup>6</sup>.

---

<sup>1</sup> <https://wisqars.cdc.gov/data/non-fatal/home>

<sup>2</sup> Conner A, Azrael D, Miller M. Suicide Case-Fatality Rates in the United States, 2007 to 2014: A Nationwide Population-Based Study. *Ann Intern Med.* December 2019;885-895.

<sup>3</sup> <https://www.cpsc.gov/Research--Statistics/NEISS-Injury-Data>

<sup>4</sup> <https://www.cpsc.gov/cgibin/NEISSQuery/home.aspx>

<sup>5</sup> Simon, T.R., Swann, A.C., Powell, K.E., Potter, L.B., Kresnow, M., and O'Carroll, P.W. Characteristics of Impulsive Suicide Attempts and Attempters. *SLTB.* 2001; 32(supp):49-59.

<sup>6</sup> <https://www.maine.gov/dhhs/mecdc/healthy-living/health-and-safety/injury-prevention>